

Welcome to your  
Measuring Kit



114mm  
Pure White



Just  
Shutters



# Just Shutter's

## Lets get Started

Follow our simple steps on how to measure your windows.

Take a few photos, email them to our designer along with your completed survey sheet.

Our lovely designer will call you to discuss your design options and ideas.



# Louvre Sizes

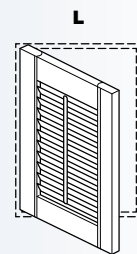
114mm

89mm

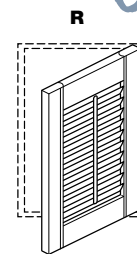
76mm

64mm

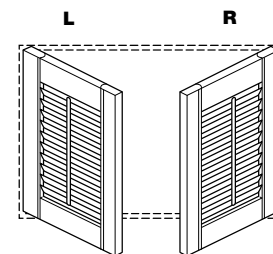
# Configurations



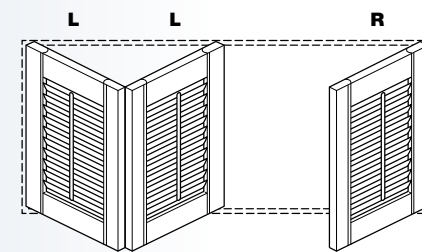
Left Opening



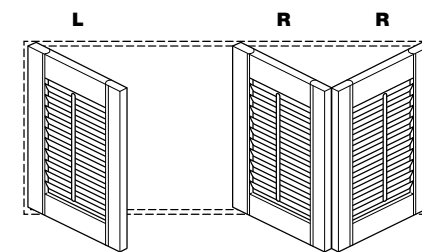
Right Opening



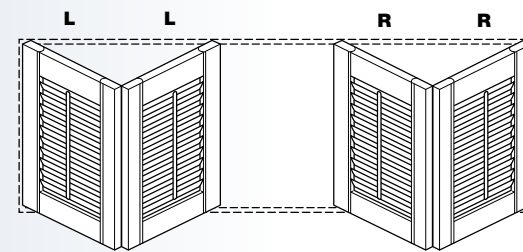
Left Opening - Right Opening



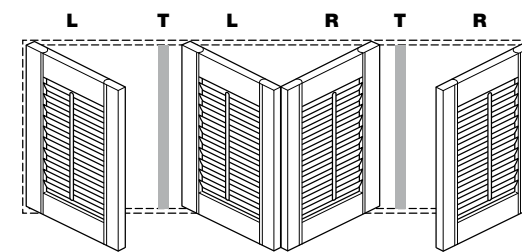
Left / Left Opening - Right Opening



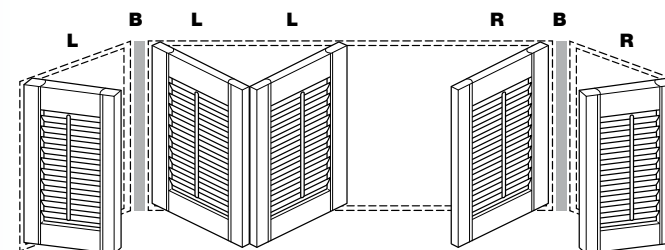
Left Opening - Right / Right Opening



Left / Left Opening - Right / Right Opening



Left Opening - T Bar - Left / Right - Opening - T Bar - Right Opening



Left Opening - Bay Post - Left / Left Opening - Right Opening - Bay Post - Right Opening



# How to measure for Shutters?

## Measuring for Shutters

Some customers are daunted by the prospect of measuring windows for shutters, but in truth it's very simple. All you need is your Just Shutters tape measure, your survey sheet and a pen.

## Step by Step

Select the type of window you have – Standard or Bay.

If you have a shaped window just give us the overall sizes

## Standard Windows

### Diagrams 1 and 2

On your survey sheet write down the room the window is for e.g Lounge, Bedroom, Bathroom.

- Measure the Width of the window inside the recess
- Measure the Height of the window inside the recess. Measure the height from the window sill to the midrail (if your window has one)
- Write all 3 measurements on your survey sheet.
- Choose your louvre size, we can supply extra images to help
- Choose your colour
- Take a photograph of the window and any obstacles

## Bay Windows

### Diagram 3

On your survey sheet write down the room the window is for e.g Lounge, Bedroom.

Your Bay window will have number of panels, please measure each section individually.

- Measure the width of each section of the window inside the recess
- Measure the height of the window inside the recess
- Measure the height from the window sill to the midrail (if your window has one)
- Choose your louvre size
- Choose your colour
- Write all the measurements on your survey sheet
- Take a photograph of your window and any other details

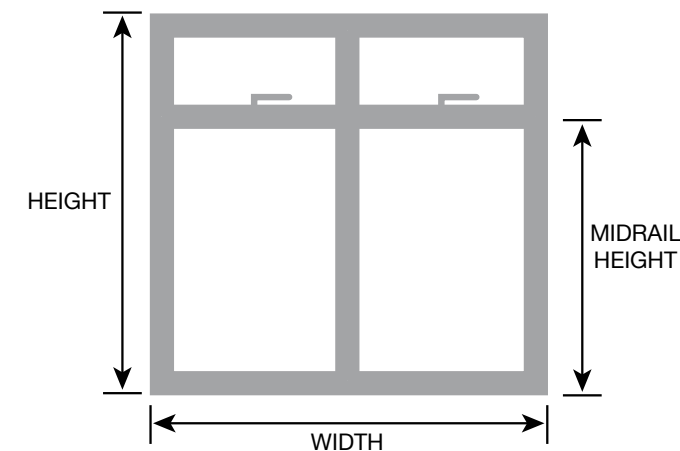
## Next Steps

When you have measured all of the windows and taken photographs please email them to your Designer and they will be in touch to discuss your design.

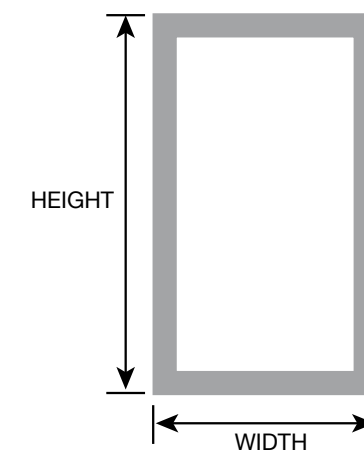
Please find email details on the business card which is located on the inside page of this brochure.

*Thank you for using our measuring kit*

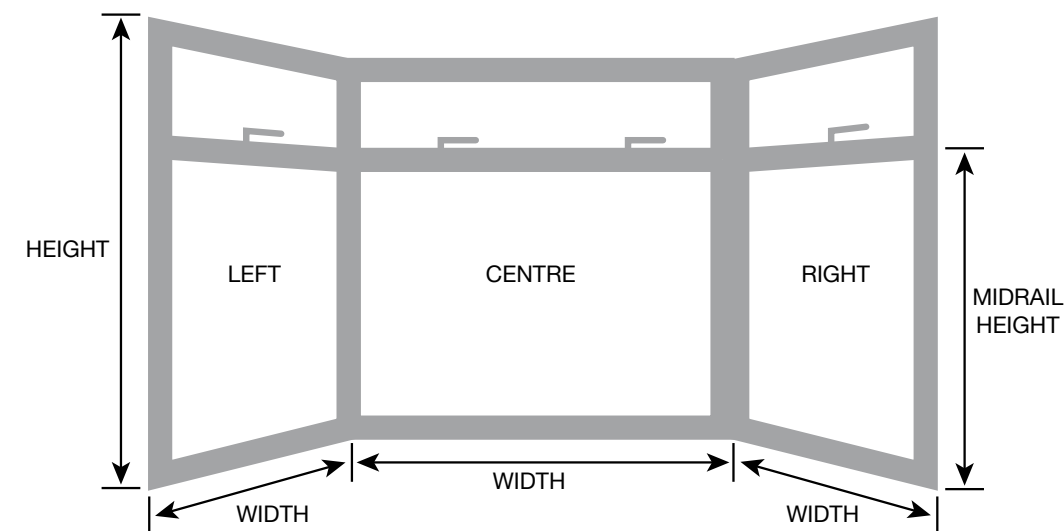
## 1. Standard Large Window



## 2. Standard Small Window



## 3. Bay Window



76mm  
Wenge

Just  
Shutters

[justshutters.co.uk](http://justshutters.co.uk)